

Tree Riddles

Answers will be names of trees from all over the world




1. What tree always sighs and languishes?
2. What tree is made of stone?
3. What tree grows nearest the sea?
4. What tree always has a partner?
5. What tree is pulled from the water with a hook?
6. What tree is often found in bottles?
7. What is the straightest tree that grows?
8. What tree is older than most other trees?
9. What tree is always found after a fire?
10. What tree do ladies wear around their necks?
11. What tree wages war on crops?
12. What is the neatest tree that grows?
13. What tree is often found in people's mouths?
14. What tree runs over the meadows and pastures?
15. What tree does everyone carry in his hand?
16. What tree is an awful grouch?
17. What tree is particularly useful in snow and rain?
18. What tree is worn in the Orient?
19. What tree grieves more than any other?
20. What tree describes a pretty girl?

Tree Riddle Answers


1. Locust	1. Pine
2. Spruce	2. Lime
3. Gum	3. Beech
4. Yew	4. Pear
5. Palm	5. Basswood
6. Crab Apple	6. Cork
7. Rubber	7. Plum
8. Sandal	8. Elder
9. Weeping Willow	9. Ash
10. Peach	10. Fir



Wisconsin's Woods!

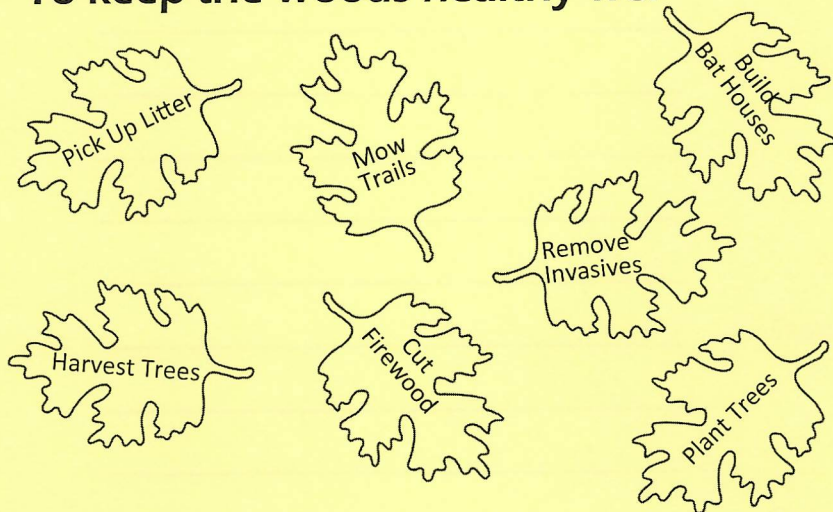


Six of every ten woodlands you see are privately owned.
That's 60% of all of Wisconsin's woods!

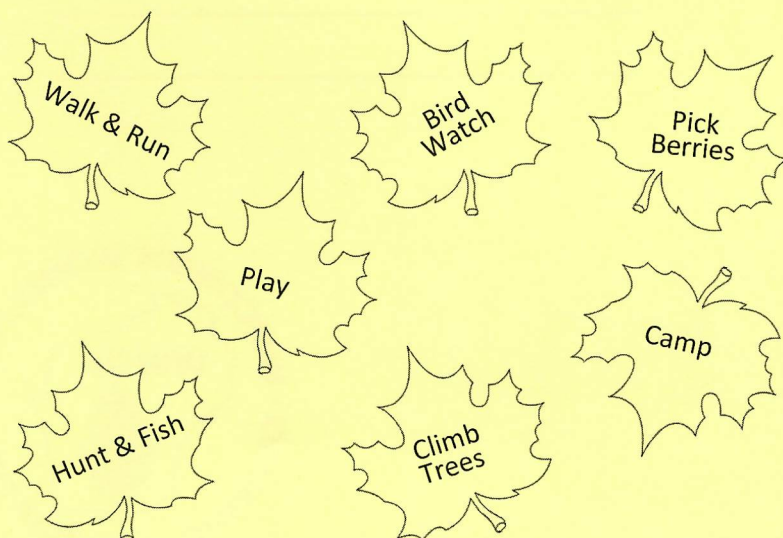


Four of every ten woodlands you see
are owned by businesses, the state,
counties, or Native Americans.

To keep the woods healthy we:



In the woods we can:



Wisconsin Woodland Owners Association

The Wisconsin Woodland Owners Association (WWOA) is a nonprofit works to promote and educate woodland owners about sustainable forest management. Through WWOA woodland owners can learn more about their land, network with other woodland owners and natural resource professionals, and learn how to care for their woods for future generations.

Upcoming events can be found on the WWOA website. WWOA and its chapters host field days, conferences, picnics, workshops, and an annual meeting.

Learn more and find our calendar of events at wisconsinwoodlands.org and facebook.com/wisconsinwoodlands. For more information call us at 715-346-4798 or email us at wwoa@uwsp.edu.



B

I

N

G

O

